

# Coronavirus Panel - Nasopharyngeal Specimen Collection Instructions



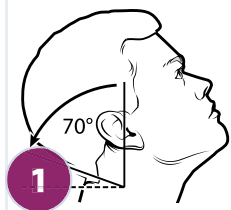
**\*\*Note: Transport tubes must be stored in refrigerator at all times\*\*  
Do NOT ship samples on Saturday. Please refrigerate samples, and ship on Monday.**

## Materials:

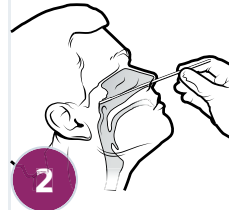
Sterile Nasopharyngeal swab

Viral transport media tube (should contain 1-3 mL of sterile viral transport medium)

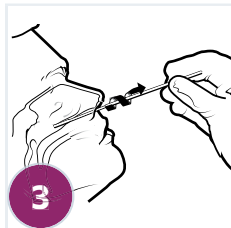
## Specimen Collection Instructions



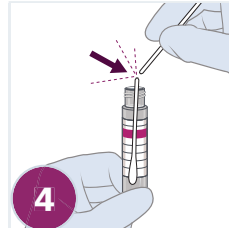
Tilt patient's head back 70 degrees.



Insert swab into nostril. (Swab should reach depth equal to distance from nostrils to outer opening of the ear.) Leave swab in place for several seconds to absorb secretions.



**Slowly** remove swab while rotating it. (Swab both nostrils with same swab.)



Place tip of swab into sterile viral transport media tube, and snap/cut off the applicator stick.

**Specimens must be packaged, shipped, and transported as directed by Advanta according to the current edition of the International Air Transport Association (IATA) Dangerous Goods.**

## Shipping Checklist:

- Collected sample in transit tube
- Sample tube labeled with first and last name, and DOB
- Completed requisition with demographics and insurance info
- Shipped in cooler with ice pack

**THE HUMAN ADVANTAGE**  
IN LABORATORY TESTING

Advanta Analytical Laboratories  
10935 CR 159 • Tyler, TX 75703

Phone: 903.805.9955  
Fax: 903.839.2494

CLIA #: 45D2063134  
www.aalabs.com